

Building an Environment of Success

Christie Kittle

Instructor , Teaching and Learning (College of Education)


Instructional Design Lead , Learning Innovations

Global Campus, Academic Outreach and Innovation

Icons for Today



Work with your team




Share with the group

Defining an Environment of Success

Achievement

Making learning
outcomes attainable to
all learners




**How do you define
“diverse learners”?**

30



**How do you define
“diverse learners”?**



Diverse Learners → Equitable Teaching

- Engage
- Interact
- Assess



Components

- **Representation** : Presenting information in different formats
- **Engagement**: Motivating your learners in multiple ways
- **Expression**: Providing varying opportunities to show mastery

Crawfish Boil Example



Crawfish Boil Example

Take the next five minutes to learn as much as you can about crawfish boils and take a brief self-assessment.

[Handout 1: https://qrco.de/bb9Teo](https://qrco.de/bb9Teo)

5 min



Let's break it down

- **Representation**: Presenting information in different formats
- **Engagement**: Motivating your learners in multiple ways
- **Expression**: Providing varying opportunities to show mastery

Where did you see this? What did you prefer?

Representation

Presenting information in
different formats


1 min



Where did you see this? What did you prefer?

Representation

Presenting information in
different formats



Where did you see this? What did you prefer?

Engagement

Motivating your learners
in multiple ways


1 min



Where did you see this? What did you prefer?

Engagement

Motivating your learners
in multiple ways



Where did you see this? What did you prefer?

Expression

Providing varying
opportunities to show
mastery


1 min



Where did you see this? What did you prefer?

Expression

Providing varying
opportunities to show
mastery



**What were some
key takeaways?**



Your Turn!

1. Pick a topic (as a team or individually).
2. Write/copy/draft an objective.
3. Fill in ideas and identify which component(s) are addressed.

Handout 2: <https://tinyurl.com/yxnozbtx>

Examples:

https://padlet.com/christie_kittle_wsu/Examples





Share your ideas with us!

Post to Padlet and include which component was addressed in the Title of your post

https://padlet.com/christie_kittle_wsu/yourturn

Please like other's posts you enjoyed reading by clicking on the heart!



Links

- [Tools/Resources](#)
- [Handout 1: Crawfish Boil Example](#)
- [Handout 2: Your Turn](#)
- [Padlet: Examples](#) (will also send attachment)
- [Padlet: Your Sharing](#) (will also send attachment)

Thanks for attending!

Contact me

Christie.Kittle@wsu.edu

aoi.li@wsu.edu

li.wsu.edu

Let's explore the possibilities together!